

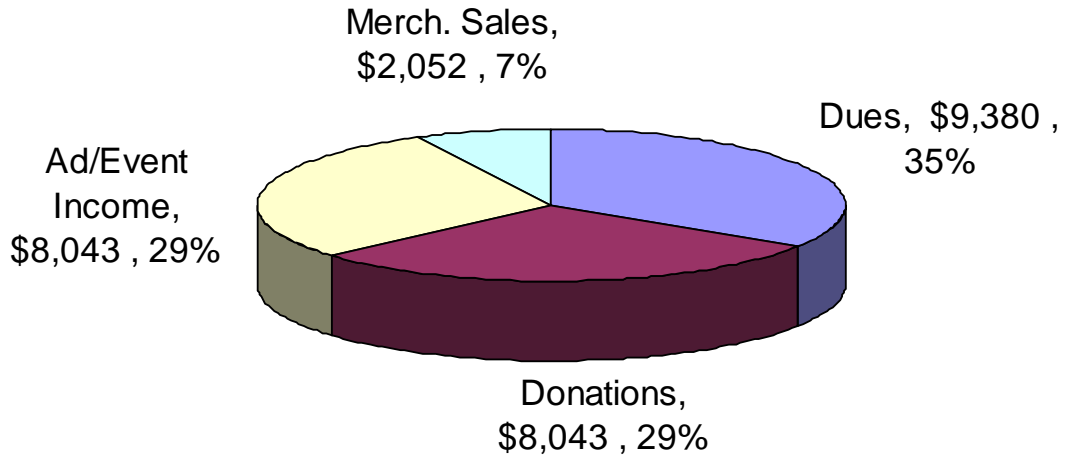
02/18/2011 3:51 AM

DOGPAW Balance Sheet Prev Year Comparison

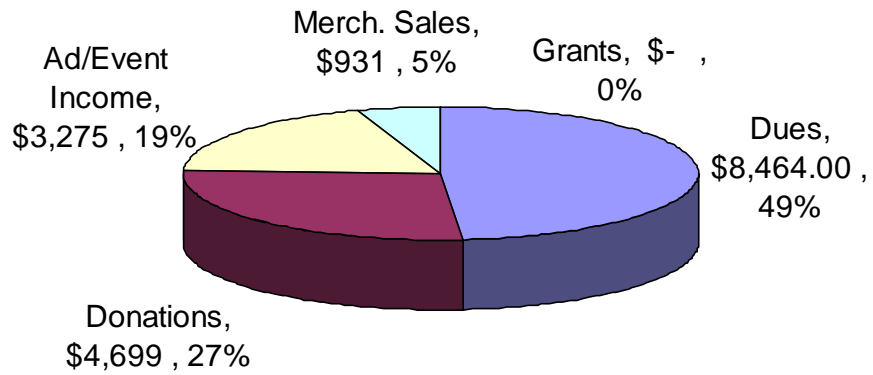
As of December 31, 2010

	◊ <u>Dec 31, 10</u>	◊ <u>Dec 31, 09</u>	◊ <u>\$ Change</u>	◊ <u>% Change</u> ◊
ASSETS				
Current Assets				
Checking/Savings				
Credit Card Expenses ▶	2.74	0.00	2.74	100.0%
Credit Card Fees	5.07	0.00	5.07	100.0%
Paypal	186.52	668.98	-482.46	-72.1%
1000 · WAMU Checking	17,467.83	12,768.19	4,699.64	36.8%
1020 · Money Market	4,990.17	4,990.17	0.00	0.0%
1301 · River View	<u>5,021.68</u>	<u>5,021.68</u>	<u>0.00</u>	<u>0.0%</u>
Total Checking/Savings	<u>27,674.01</u>	<u>23,449.02</u>	<u>4,224.99</u>	<u>18.0%</u>
Total Current Assets	<u>27,674.01</u>	<u>23,449.02</u>	<u>4,224.99</u>	<u>18.0%</u>
TOTAL ASSETS	<u>27,674.01</u>	<u>23,449.02</u>	<u>4,224.99</u>	<u>18.0%</u>
LIABILITIES & EQUITY				
Equity				
4900 · Retained Earnings	23,449.02	24,562.95	-1,113.93	-4.5%
Net Income	<u>4,224.99</u>	<u>-1,113.93</u>	<u>5,338.92</u>	<u>479.3%</u>
Total Equity	<u>27,674.01</u>	<u>23,449.02</u>	<u>4,224.99</u>	<u>18.0%</u>
TOTAL LIABILITIES & EQUITY	<u>27,674.01</u>	<u>23,449.02</u>	<u>4,224.99</u>	<u>18.0%</u>

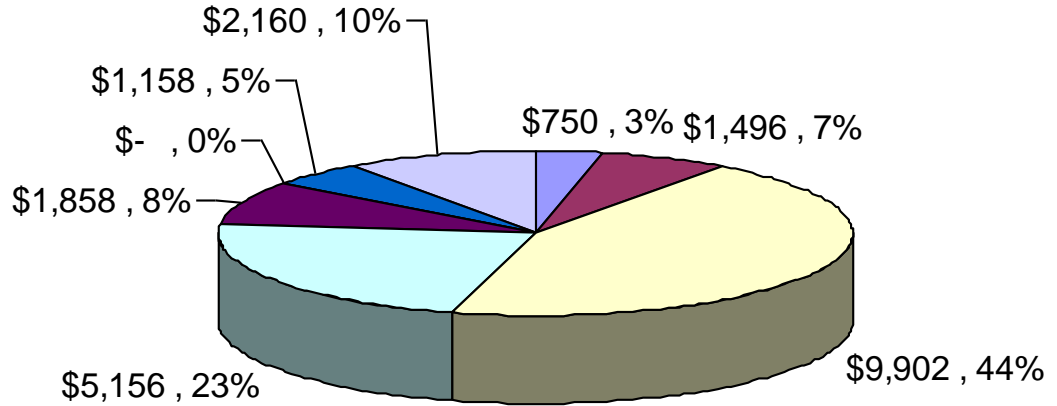
Income 2010



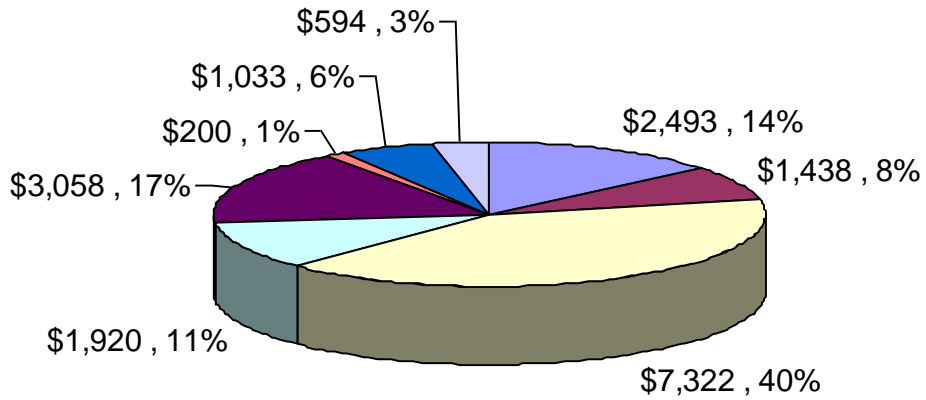
Income 2009



Expenses 2010

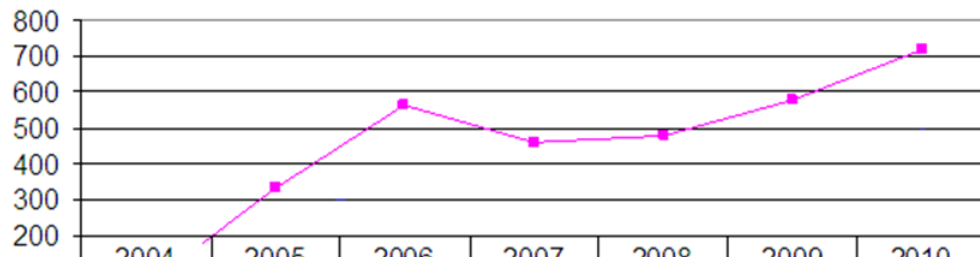


Expenses 2009



Merchandise	Insurance
Park Maint	Park Const.
Postage/Printing/Office Suplies	Prof/ Outside Svc
Rent/Phone/Utilities	Event Expenses

Active Members



	2004	2005	2006	2007	2008	2009	2010
—■— Members	60	333	564	458	479	576	721

Year